



Contents

Guidance	3
Introduction	3
Dementia	4
Why creating dementia friendly Village Halls is important	4
Creating a better understanding of the disease	4
Creating a supportive physical environment	5
Recognising the important role of carers	5
Issues to consider when planning an event or activity	5
On the day	6
Dementia Friendly Design	6
The environmental checklist	7



Guidance

Introduction



events, preschool activities, rural post offices, and health services.

Dementia

Why creating dementia friendly Village Halls is important

with dementia can have a significant impact on an individual's confidence

This guide focuses on making village halls dementia friendly by addressing two areas that are known to be important to people living with dementia:





Issues to consider when planning an event or activity


It is often difficult to know if a person with cognitive problems or living with dementia are open to the community, it is even more difficult to estimate who will be elderly, are living with dementia, have learning difficulties or who are socially

Recognising the important role of carers

or partners but they can also be a friend or a paid carer. Recent figures show that carers are an invaluable source of information about an individual's likes and dislikes and


They may therefore need to find a space inside or outside the hall where

They may therefore need to find a space inside or outside the hall where



Dementia Friendly Design

in supporting people with dementia to find their way around and be



People living with dementia may find it difficult to see things if they are the floors could look wet and slippery, and shadows can be misinterpreted as a change in floor level. For people living with dementia it is particularly important to provide orientation and wayfinding cues as impairments in

Dementia Friendly Village Halls – Environmental checklist

Lighting

Rationale:

and they may have difficulty in coping with glare or shiny surfaces, which can look wet. Matt surface finishes are better for them. People living with dementia may interpret shadows or dark areas on the floor as holes and try to step over them. They may also find reflections from mirrors or shiny surfaces, including TV



Acoustics/Noise

Rationale:

Questions to consider:	Fully met	Room for improvement	N/A

Signage and Artworks

Rationale:

on doors, not beside them , to avoid confusion and at a height of 1.2m above floor
wayfinding but should have contrasting frames to the artwork and the wall so

Toilets and shower areas

Rationale:

Entrance, porches, hallways, reception areas and corridors

Rationale:

